


DUO MASKING TAPE

PRODUCT INFORMATION SHEET 75MM X 20M - PART NO. 1150.7520

PRODUCT



Peel back film liner to reveal adhesive



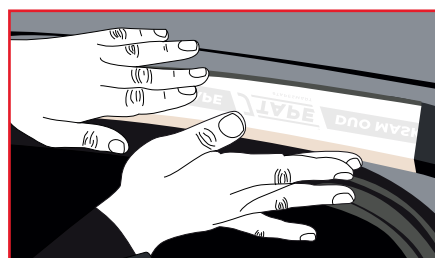
Perforated sections for easy tear

DIRECTIONS



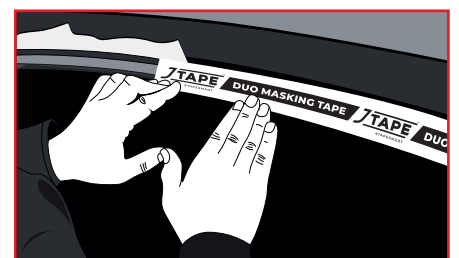
STEP 1

Remove the liner from the narrow section of tape and stick it to the underside of the roof rail and repeat.



STEP 2

Apply pressure to the tape and then close the door.



STEP 3

Remove the film liner from the wide section of tape, pull down and mask off the rubber seal.

DESCRIPTION

JTAPE DUO Masking Tape is the perfect product for protecting the insides of the vehicle from overspray when painting roof rails, door shuts/jams, boot/trunk, bonnets/hoods and wing/fender/guard. Having adhesive on adjacent sides improves the efficiency of the process without leaving paint lines. Made from high quality materials, the rigid edge allows masking of individual panels as well as enabling easy removal after use.

FEATURES AND BENEFITS

- ✓ Saves time
- ✓ Saves materials
- ✓ Simplifies the process
- ✓ Masks areas without leaving hard paint edges
- ✓ Seals and protects vehicle insides from overspray

AREAS OF APPLICATION

- ✓ Roof/Cant rails
- ✓ Door rubber seals
- ✓ Bonnet/Hood
- ✓ Boot/Trunk
- ✓ Wing/Fender/Guard

Tel: +44 (0)1625 618185 www.jtape.com info@jtape.com

Designed & Manufactured in the UK: Hulley Road, Macclesfield, Cheshire, SK10 2SF.

#TAPESMART