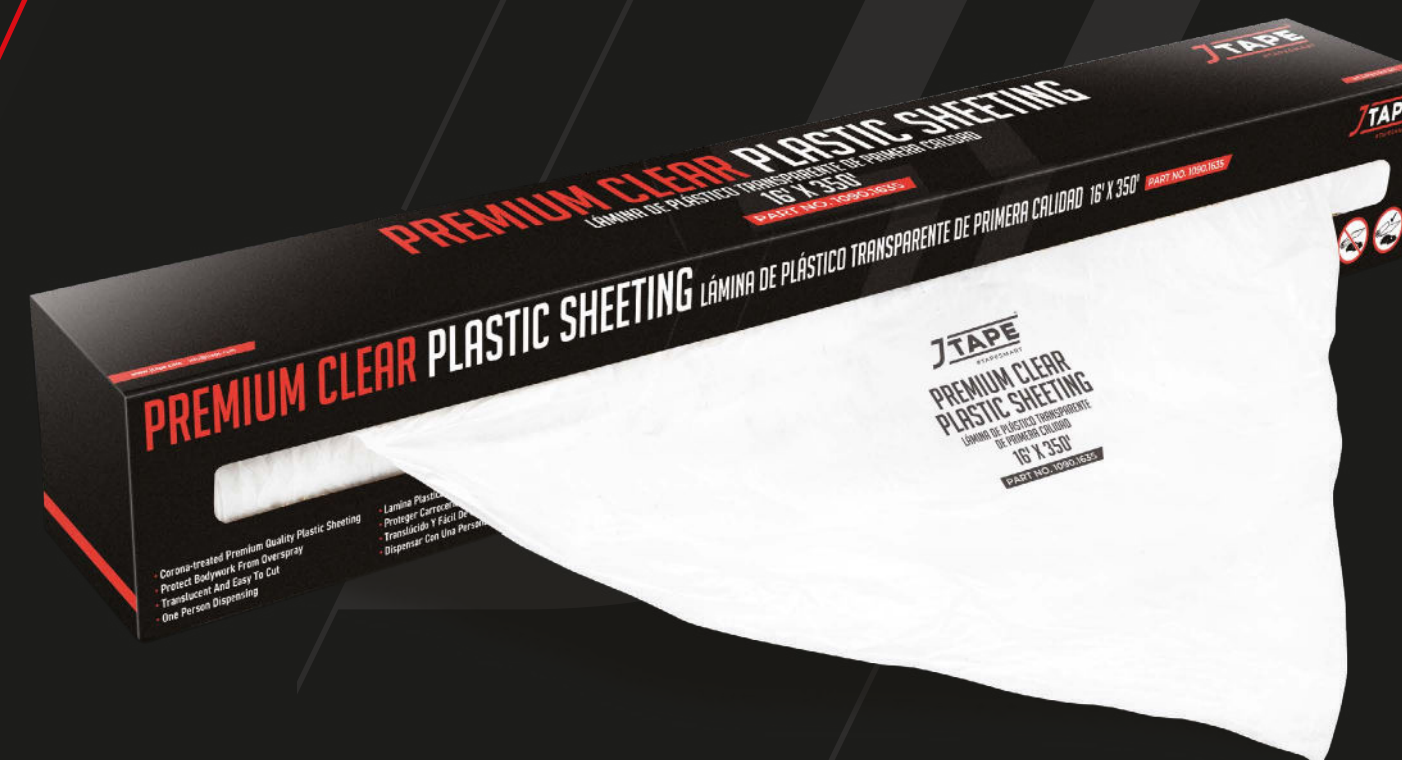


PREMIUM CLEAR PLASTIC SHEETING

PART NO. 1090

JTAPE™


#TAPESMART



AREAS OF APPLICATION

- ✓ Covering areas of the vehicle not part of the spraying process

DIRECTIONS FOR USE:



STEP 1

Remove the plastic sheeting from its easy-to-use dispenser box, cutting off a piece slightly bigger than required.



STEP 2

Drape plastic sheeting over the vehicle, ensuring the area requiring protection is fully covered.



STEP 3

Use masking tape to secure the sheet in place, trimming off any excess with a blade or scissors and ensuring all areas are covered sufficiently.



STEP 4


Apply primer, base coat and clear coat.



STEP 5

Carefully remove all plastic sheeting and tape. Pull the tape back over itself at a low angle to leave a residue-free finish.

To see a full tutorial on how to use this product, simply scan the QR code with the camera on your smart phone.



For more information call +44 (0)1625 618185 or Email info@jtape.com

Important Notice to Purchaser: JTAPE MAKES NO WARRANTIES, EXPRESS OR IMPLIED, INCLUDING, BUT NOT LIMITED TO, ANY IMPLIED WARRANTY OF MERCHANTABILITY OR FITNESS FOR A PARTICULAR PURPOSE. User is responsible for determining whether the JTAPE product is fit for a particular purpose and suitable for user's application. Please remember that many factors can affect the use and performance of a JTAPE Automotive product in a particular application. The materials to be bonded to the product, the conditions in which the product is used, and the time and environmental conditions, in which the product is expected to perform are among the many factors that can affect the use and performance of a JTAPE Automotive product, some of which are uniquely within the user's knowledge and control. It is essential that the user evaluate the JTAPE Automotive product to determine whether it is fit for a particular purpose and suitable for user's methods of application. Limitation of Remedies and Liability: If the JTAPE product is proved to be defective, THE EXCLUSIVE REMEDY, AT JTAPE'S OPTION, SHALL BE TO REFUND THE PURCHASE PRICE OF OR TO REPAIR OR REPLACE THE DEFECTIVE JTAPE PRODUCT. JTAPE shall not otherwise be liable for loss or damages, whether direct, indirect special, incidental, or consequential, regardless of the legal theory asserted, including negligence, warranty, or strict liability.

www.jtape.com